

Multiple Choice

1 D) $a = 1, b = 4, c = -1$ (this is the first time in HSC, they only give 1 mark for finding a, b, c . They clearly want you to learn my short cut method)

2 A) $S = 4, P = 5, \therefore x^2 - 4x + 5$

3 B) $b^2 = a^2(1 - e^2), \therefore e^2 = 1 - \frac{b^2}{a^2} = 1 - \frac{16}{25} = 1 - \frac{9}{25}$

$= \frac{7}{25}, \therefore e = \frac{\sqrt{7}}{5}$

4 C) $\frac{1}{z} = \frac{1}{2\left(\cos\frac{\pi}{3} - i\sin\frac{\pi}{3}\right)} = \frac{1}{2}\left(\cos\frac{\pi}{3} + i\sin\frac{\pi}{3}\right)$

5 C) $y = \pm\sqrt{x^2 - 2x}$

6 D) Radius $= 2 - x, \therefore V = 2\pi \int_0^4 (2 - x)^2 dx$

7 B) $\int \frac{1}{1 - \sin x} dx = \int \frac{1 + \sin x}{\cos^2 x} dx$
 $= \int (\sec^2 x + \sec x \tan x) dx = \tan x + \sec x + C$

8 B) $w + u = z$ (parallelogram method), and $\arg(w) + \arg(z) = \arg(u)$

9 B) A is not, because $a = 2\cos(x - 1), \therefore$ initially $a = 2$,
 C is not because $x \neq 1$, D is not because $x = 1, v \neq 2$

10 D) $\int_0^a f(x) dx = \int_0^a f(a - x) dx$, using $u = a - x$

and $\int_{-a}^0 f(x) dx = \int_0^a f(-x) dx$, using $u = -x$

$= \int_0^a f(x - a) dx$, using $u - a = -x$

Question 11

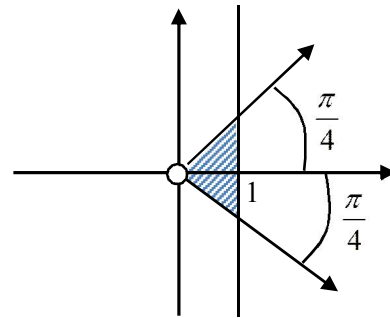
(a) (i) $z + w = 1 - i = \sqrt{2} \operatorname{cis}\left(-\frac{\pi}{4}\right)$

(ii) $\frac{z}{w} = \frac{-2 - 2i}{3 + i} = \frac{(-2 - 2i)(3 - i)}{10} = \frac{-8 - 4i}{10}$
 $= \frac{-4 - 2i}{5}$

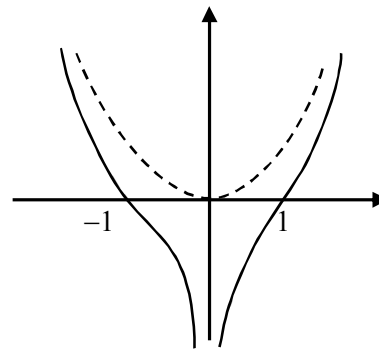
(b) Let $u = 3x - 1, du = 3dx; dv = \cos(\pi x) dx, v = \frac{\sin(\pi x)}{\pi}$

$\int_0^{\frac{1}{2}} (3x - 1) \cos(\pi x) dx = \left[\frac{(3x - 1) \sin(\pi x)}{\pi} \right]_0^{\frac{1}{2}}$
 $- \frac{3}{\pi} \int_0^{\frac{1}{2}} \sin(\pi x) dx = \frac{1}{2\pi} + \frac{3}{\pi^2} [\cos(\pi x)]_0^{\frac{1}{2}} = \frac{1}{2\pi} - \frac{3}{\pi^2}$

(c)



(d)

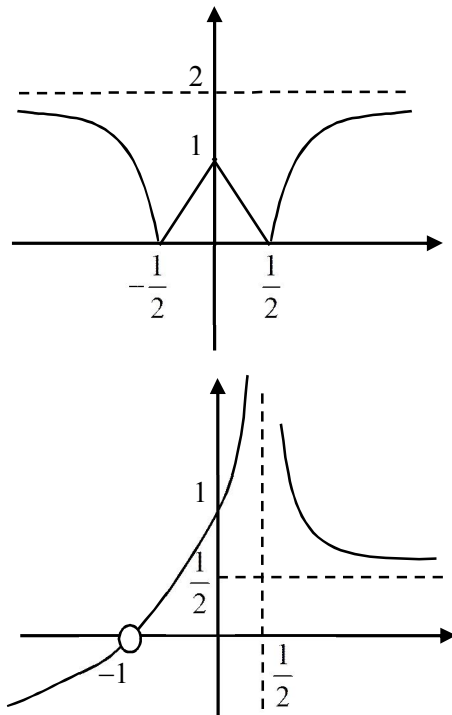


(e) $\partial V = 2\pi r h \partial y = 2\pi y^2 (6 - y) \partial y = 2\pi (6y^2 - y^3) \partial y$

$V = 2\pi \int_0^6 (6y^2 - y^3) dy = 2\pi \left[2y^3 - \frac{y^4}{4} \right]_0^6$
 $= 2\pi (432 - 324) = 216\pi \text{ u}^3$

Question 12

(a)

(b) (i) Sub. $x = 2 \cos \theta$,

$$8 \cos^3 \theta - 6 \cos \theta = \sqrt{3}$$

$$2 \cos 3\theta = \sqrt{3}$$

$$\cos 3\theta = \frac{\sqrt{3}}{2}$$

(ii) Solving $\cos 3\theta = \frac{\sqrt{3}}{2}$ gives $3\theta = \pm \frac{\pi}{6} + k2\pi, k \in \mathbb{Z}$

$$\therefore \theta = \pm \frac{\pi}{18} + \frac{k2\pi}{3}$$

$$\therefore x = 2 \cos \frac{\pi}{18}, 2 \cos \frac{11\pi}{18}, 2 \cos \frac{13\pi}{18}.$$

(c) For $x^2 - y^2 = 5, 2x - 2yy' = 0, \therefore y' = \frac{x}{y}$.

$$\therefore \text{At } (x_0, y_0), m_1 = \frac{x_0}{y_0}.$$

$$\text{For } xy = 6, y + xy' = 0, \therefore y' = -\frac{y}{x}.$$

$$\therefore \text{At } (x_0, y_0), m_2 = -\frac{y_0}{x_0}.$$

 $m_1 m_2 = -1, \therefore$ the tangents are perpendicular

$$(d) (i) I_0 = \int_0^1 \frac{1}{x^2+1} dx = \left[\tan^{-1} x \right]_0^1 = \frac{\pi}{4}$$

$$(ii) I_n + I_{n-1} = \int_0^1 \frac{x^{2n} + x^{2n-2}}{x^2+1} dx = \int_0^1 x^{2n-2} dx$$

$$= \left[\frac{x^{2n-1}}{2n-1} \right]_0^1 = \frac{1}{2n-1}$$

$$(iii) \int_0^1 \frac{x^4}{x^2+1} dx = I_2$$

$$I_2 + I_1 = \frac{1}{3}$$

$$I_1 + I_0 = \frac{1}{1} = 1$$

$$\therefore I_2 = \frac{1}{3} - 1 + \frac{\pi}{4} = \frac{\pi}{4} - \frac{2}{3}$$

Question 13

$$(a) \text{ Let } t = \tan \frac{x}{2}, dt = \frac{1}{2} \sec^2 \frac{x}{2} dx, \therefore dx = \frac{2dt}{1+t^2}$$

$$\text{When } x = \frac{\pi}{2}, t = 1; \text{ When } x = \frac{\pi}{3}, t = \frac{1}{\sqrt{3}}$$

$$\begin{aligned} I &= \int_{\frac{1}{\sqrt{3}}}^1 \frac{1}{\frac{6t}{1+t^2} - \frac{4-4t^2}{1+t^2} + 5} \frac{2dt}{1+t^2} \\ &= \int_{\frac{1}{\sqrt{3}}}^1 \frac{2dt}{6t - 4 + 4t^2 + 5 + 5t^2} \\ &= \int_{\frac{1}{\sqrt{3}}}^1 \frac{2dt}{9t^2 + 6t + 1} = \int_{\frac{1}{\sqrt{3}}}^1 \frac{2dt}{(3t+1)^2} = \left[\frac{-2}{3(3t+1)} \right]_{\frac{1}{\sqrt{3}}}^1 \\ &= \frac{2}{3} \left(\frac{1}{\sqrt{3}+1} - \frac{1}{4} \right) = \frac{2}{3} \left(\frac{3-\sqrt{3}}{4(\sqrt{3}+1)} \right) = \frac{1}{6} \left(\frac{(3-\sqrt{3})(\sqrt{3}-1)}{2} \right) \\ &= \frac{3\sqrt{3}-3-3+\sqrt{3}}{12} = \frac{4\sqrt{3}-6}{12} = \frac{2\sqrt{3}-3}{6} \end{aligned}$$

(b) The trapezium has parallel sides y and $2y$, and height $\frac{\sqrt{3}y}{2}$.

$$\text{The area of the trapezium} = \frac{\sqrt{3}y}{4}(y+2y) = \frac{3\sqrt{3}}{4}y^2.$$

$$\partial V = \frac{3\sqrt{3}}{4}y^2 \partial x = \frac{3\sqrt{3}}{4}x^4 \partial x$$

$$V = \frac{3\sqrt{3}}{4} \int_0^2 x^4 dx = \frac{3\sqrt{3}}{4} \left[\frac{x^5}{5} \right]_0^2 = \frac{24\sqrt{3}}{5} u^3.$$

(c) (i) Sub to the hyperbola

$$\begin{aligned} \text{LHS} &= \frac{(t^2+1)^2}{4t^2} - \frac{(t^2-1)^2}{4t^2} = \frac{t^4+2t^2+1-t^4+2t^2-1}{4t^2} \\ &= \frac{4t^2}{4t^2} = 1 = \text{RHS}, \therefore M \text{ belongs to the hyperbola} \end{aligned}$$

$$(ii) m_{PQ} = \frac{bt + \frac{b}{t}}{at - \frac{a}{t}} = \frac{b(t^2+1)}{a(t^2-1)}$$

$$\begin{aligned} m_M &= \frac{\frac{dy}{dx}}{\frac{dt}{dx}} = \frac{\frac{b(4t^2-2(t^2-1))}{4t^2}}{\frac{a(4t^2-2(t^2+1))}{4t^2}} = \frac{b(2t^2+2)}{a(2t^2-2)} = \frac{b(t^2+1)}{a(t^2-1)} \\ &= m_{PQ}, \therefore PQ \text{ is the tangent.} \end{aligned}$$

$$(iii) OP \times OQ = \sqrt{(at)^2 + (bt)^2} \sqrt{\frac{a^2}{t^2} + \frac{b^2}{t^2}} = a^2 + b^2 = a^2 + a^2(e^2-1) = a^2e^2 = OS^2$$

$$(iv) \text{ If } x_p = x_s, \therefore at = ae, \therefore t = e$$

$$m_{MS} = \frac{\frac{b(e^2-1)}{2e}}{\frac{a(e^2+1)}{2e} - ae} = \frac{b(e^2-1)}{a(1-e^2)} = -\frac{b}{a} = \text{gradient of}$$

one asymptote, $\therefore MS$ is parallel to one asymptote

Question 14

(a) (i) $P(x) = x^5 - 10x^2 + 15x - 6$

$$P'(x) = 5x^4 - 20x + 15$$

$$P''(x) = 20x^3 - 20$$

$$P(1) = P'(1) = P''(1) = 0, \therefore 1 \text{ is the triple root}$$

(ii) $\Sigma \alpha = 3 + \alpha + \beta = 0, \therefore \alpha + \beta = -3$

$$\Pi \alpha = \alpha\beta = 6$$

$$\therefore \alpha \text{ and } \beta \text{ satisfy } x^2 + 3x + 6 = 0.$$

$$\therefore \text{The other 2 roots are } \frac{-3 \pm \sqrt{-15}}{2} = \frac{-3 \pm \sqrt{15}i}{2}$$

(b) (i) $m_{OP} = m_1 = \frac{b \sin \theta}{a \cos \theta} = \frac{b}{a} \tan \theta$

$$\text{Gradient of the normal } m_2 = \frac{-\frac{dx}{d\theta}}{\frac{dy}{d\theta}} = \frac{a \sin \theta}{b \cos \theta} = \frac{a}{b} \tan \theta$$

$$\begin{aligned} \therefore \tan \phi &= \frac{\left(\frac{a}{b} - \frac{b}{a}\right) \tan \theta}{1 + \tan^2 \theta} = \frac{a^2 - b^2}{ab} \frac{\tan \theta}{\sec^2 \theta} \\ &= \frac{a^2 - b^2}{ab} \sin \theta \cos \theta \end{aligned}$$

(ii) $\tan \phi = \frac{a^2 - b^2}{2ab} \sin 2\theta$

$$\therefore \phi \text{ is maximum when } \sin 2\theta = \pm 1, \therefore \theta = \pm \frac{\pi}{4}, \pm \frac{3\pi}{4}$$

(c) (i) $m\ddot{x} = F - Kv^2$

The terminal velocity occurs when $\ddot{x} = 0$,

$$\therefore F - K \times 300^2 = 0, \therefore K = \frac{F}{300^2}.$$

$$\therefore m\ddot{x} = F \left(1 - \left(\frac{v}{300} \right)^2 \right).$$

(ii) $m \frac{dv}{dt} = F \left(1 - \left(\frac{v}{300} \right)^2 \right).$

$$\frac{dv}{1 - \left(\frac{v}{300} \right)^2} = \frac{F}{m} dt$$

$$\begin{aligned} \int_0^{200} \frac{dv}{300^2 - v^2} &= \frac{F}{300^2 m} \int_0^T dt \\ \text{LHS} &= \int_0^{200} \frac{dv}{(300-v)(300+v)} \\ &= \frac{1}{600} \int_0^{200} \left(\frac{1}{300-v} + \frac{1}{300+v} \right) dv \\ &= \frac{1}{600} \left[\ln \frac{300+v}{300-v} \right]_0^{200} = \frac{1}{600} \ln 5 \\ \therefore \frac{FT}{300^2 m} &= \frac{1}{600} \ln 5 \\ \therefore T &= \frac{150m \ln 5}{F} \text{ hours.} \end{aligned}$$

Question 15

(a) $1 = (a + b + c)^2 = a^2 + b^2 + c^2 + 2ab + 2ac + 2bc$
 But $(a - b)^2 \geq 0, \therefore a^2 + b^2 \geq 2ab \geq 2a^2$, since $a \leq b$
 Similarly, $a^2 + c^2 \geq 2ac \geq 2a^2$ and $b^2 + c^2 \geq 2bc \geq 2b^2$,
 since $a \leq b \leq c$.
 $\therefore 1 = a^2 + b^2 + c^2 + 2ab + 2ac + 2bc$
 $\geq a^2 + b^2 + c^2 + 2a^2 + 2a^2 + 2b^2$
 $= 5a^2 + 3b^2 + c^2$.

(b) (i) $1 + i = \sqrt{2} \operatorname{cis} \frac{\pi}{4}$,
 $\therefore (1 + i)^n = (\sqrt{2})^n \operatorname{cis} \frac{n\pi}{4} = (\sqrt{2})^n \left(\cos \frac{n\pi}{4} + i \sin \frac{n\pi}{4} \right)$
 $1 - i = \sqrt{2} \operatorname{cis} \left(-\frac{\pi}{4} \right)$,
 $\therefore (1 - i)^n = (\sqrt{2})^n \operatorname{cis} \left(-\frac{n\pi}{4} \right)$
 $= (\sqrt{2})^n \left(\cos \left(-\frac{n\pi}{4} \right) + i \sin \left(-\frac{n\pi}{4} \right) \right)$
 $= (\sqrt{2})^n \left(\cos \frac{n\pi}{4} - i \sin \frac{n\pi}{4} \right)$, since $\cos x$ is even,
 $\sin x$ is odd.

$$\therefore (1 + i)^n + (1 - i)^n = 2(\sqrt{2})^n \cos \frac{n\pi}{4}$$

$$(ii) (1 + i)^n = \binom{n}{0} + i \binom{n}{1} - \binom{n}{2} - i \binom{n}{3} + \binom{n}{4} + \dots$$

$$(1 - i)^n = \binom{n}{0} - i \binom{n}{1} - \binom{n}{2} + i \binom{n}{3} + \binom{n}{4} + \dots$$

If n is a multiple of 4, the last term in each of the above expressions is $+\binom{n}{n}$.

$$\therefore \frac{(1 + i)^n + (1 - i)^n}{2} = \binom{n}{0} - \binom{n}{2} + \binom{n}{4} - \dots + \binom{n}{n}$$

$$\therefore \binom{n}{0} - \binom{n}{2} + \binom{n}{4} - \dots + \binom{n}{n} = (\sqrt{2})^n \cos \frac{n\pi}{4}$$

If n is a multiple of 4, let $n = 4k, \cos \frac{n\pi}{4} = \cos k\pi$
 $= 1$ if k is even, or -1 if k is odd.

$$\therefore \cos \frac{n\pi}{4} = (-1)^k = (-1)^{\frac{n}{4}}$$

$$\therefore \binom{n}{0} - \binom{n}{2} + \binom{n}{4} - \dots + \binom{n}{n} = (-1)^{\frac{n}{4}} (\sqrt{2})^n$$

(c) (i) Resolving the forces

$$\text{vertically, } kv^2 = mg + T \sin \phi \tag{1}$$

$$\text{horizontally, } T \cos \phi = \frac{mv^2}{r} = \frac{mv^2}{\ell \cos \phi} \tag{2}$$

$$(1) \text{ gives } \sin \phi = \frac{kv^2 - mg}{T} \tag{3}$$

$$(2) \text{ gives } \cos^2 \phi = \frac{mv^2}{T\ell} \tag{4}$$

$$\frac{(3)}{(4)} = \frac{\sin \phi}{\cos^2 \phi} = \frac{\ell kv^2 - \ell mg}{mv^2} = \frac{\ell k}{m} - \frac{\ell g}{v^2}$$

$$(ii) \sin \phi < \frac{\ell k}{m} \cos^2 \phi = \frac{\ell k}{m} (1 - \sin^2 \phi)$$

$$\sin^2 \phi + \frac{m}{\ell k} \sin \phi - 1 < 0$$

$$\therefore \sin \phi < \frac{-\frac{m}{\ell k} + \sqrt{\frac{m^2}{\ell^2 k^2} + 4}}{2} = \frac{\sqrt{m^2 + 4\ell^2 k^2} - m}{2\ell k}$$

$$(iii) \text{ Let } f(\phi) = \frac{\sin \phi}{\cos^2 \phi} = \sec \phi \tan \phi$$

$$f'(\phi) = \sec \phi \tan^2 \phi + \sec^3 \phi = \sec \phi (\tan^2 \phi + \sec^2 \phi)$$

For $-\frac{\pi}{2} < \phi < \frac{\pi}{2}, \sec \phi > 0, \therefore f'(\phi) > 0, \therefore f(\phi)$ is increasing.

$$(iv) \text{ When } \phi \text{ increases, } \frac{\sin \phi}{\cos^2 \phi} \text{ increases, } \therefore \frac{\ell g}{v^2}$$

decreases (since $\frac{\ell k}{m}$ is a constant), $\therefore v^2$ increases

Question 16

- (a) (i) $\angle APX = \angle ADP$ (angles in alternate segments)
 $\angle ADP = \angle DPQ$ (alternate angles on parallel lines)
 $\therefore \angle APX = \angle DPQ$.
 (ii) Similarly, $\angle RPC = \angle YPB$
 $\angle QPR = \angle XPY$ (vertically opposite)
 $\angle APD = \angle BPC = 90^\circ$ (semi-circle angles)
 \therefore Let $\angle APX = \angle DPQ = \alpha$, $\angle RPC = \angle YPB = \beta$,
 and $\angle QPR = \angle XPY = \gamma$
 $\angle APD + \angle DPQ + \angle QPR + \angle RPC + \angle CPB + \angle BPY$
 $+ \angle YPX + \angle XPA = 360^\circ$ (angle at a point)
 $\therefore 2\alpha + 2\beta + 2\gamma + 180^\circ = 360^\circ$
 $\therefore \alpha + \beta + \gamma = 90^\circ$
 $\therefore \angle APC = 90^\circ + 90^\circ = 180^\circ$, i.e. A, P, C are collinear.
 (iii) Since A, P, C are collinear, $\angle RPC = \angle APX$
 (vertically opposite), $\therefore \alpha = \beta$.
 $\therefore ABCD$ is a cyclic quadrilateral (angles subtending
 the same arc are equal)

- (b) (i) $1 - x^2 + x^4 - \dots + (-1)^{n-1} x^{2n-2}$ is a GP,
 $\therefore \text{Sum} = \frac{1 - (-x^2)^n}{1 - (-x^2)} = \frac{1 - (-x^2)^n}{1 + x^2}$.
 $\frac{1}{1 + x^2} - \frac{1 - (-x^2)^n}{1 + x^2} = \frac{(-x^2)^n}{1 + x^2}$
 Since $-x^{2n} \leq \frac{(-x^2)^n}{1 + x^2} \leq x^{2n}$, we conclude that
 $-x^{2n} \leq \frac{1}{1 + x^2} - (1 - x^2 + x^4 - \dots + (-1)^{n-1} x^{2n-2}) \leq x^{2n}$

(ii) Integrating wrt x between 0 and 1,

$$\left[\frac{-x^{2n+1}}{2n+1} \right]_0^1$$

$$\leq \left[\tan^{-1} x - \left(x - \frac{x^3}{3} + \frac{x^5}{5} - \dots + \frac{(-1)^{n-1} x^{2n-1}}{2n-1} \right) \right]_0^1$$

$$\leq \left[\frac{x^{2n+1}}{2n+1} \right]_0^1$$

$$\frac{-1}{2n+1} \leq \frac{\pi}{4} - \left(1 - \frac{1}{3} + \frac{1}{5} - \dots + (-1)^{n-1} \frac{1}{2n-1} \right) \leq \frac{1}{2n+1}$$

(iii) Let $n \rightarrow \infty, \frac{\pm 1}{2n+1} \rightarrow 0$,
 $\therefore \frac{\pi}{4} - \lim_{n \rightarrow \infty} \left(1 - \frac{1}{3} + \frac{1}{5} - \dots + \dots + (-1)^{n-1} \frac{1}{2n-1} \right) \rightarrow 0$
 $\therefore \frac{\pi}{4} = 1 - \frac{1}{3} + \frac{1}{5} - \dots$

(c) $\int \frac{\ln x}{(1 + \ln x)^2} dx = \int \frac{x \ln x}{x(1 + \ln x)^2} dx$.
 By IBP, let $u = x \ln x, du = \ln x + 1$
 $dv = \frac{1}{x(1 + \ln x)^2} dx, v = \frac{-1}{1 + \ln x}$
 $I = \frac{-x \ln x}{1 + \ln x} + \int \frac{\ln x + 1}{1 + \ln x} dx$
 $= \frac{-x \ln x}{1 + \ln x} + x + C$
 $= \frac{x}{1 + \ln x} + C$